

# WRITING SMART LEARNING OBJECTIVES



# What are Learning Objectives?

- ◆ Statements of intent (what the learner should be able to do as a result of studying a unit or section)
- ◆ Learner competency/outcome related statements



# Types of Objectives



Objectives can be classified in many different ways.

- ◆ Benjamin Bloom identified three levels of objectives:
  - **Cognitive level**
  - **Affective level**
  - **Psychomotor level**

# Characteristics of Good Learning Objectives

Objectives should indicate the learner behaviour at the end of the unit.


Objectives should be **SMART**:

- ◆ **S**pecific
- ◆ **M**easurable
- ◆ **A**chievable
- ◆ **R**ealistic
- ◆ **T**ime-bound

They should also be simple, clear and precise.




# Sources of Objectives

- ◆ Syllabus/module/unit outlines/subject content
  - ◆ Your understanding of the target group
  - ◆ Skills/attitudes to be developed/changed
  - ◆ Existing objectives (if any)
  - ◆ Own experience
- 
- A decorative graphic at the bottom right of the slide, consisting of a stylized mountain range silhouette in various shades of teal and blue.


# Value of Objectives

## **Enable writers to:**

- ◆ Clarify educational intentions
  - ◆ Identify and sequence content
  - ◆ Decide on most appropriate teaching media
  - ◆ Select the most appropriate activities
  - ◆ Decide on suitable ways of assessing learning
  - ◆ Evaluate the effects & effectiveness of materials
- 

# Value of Objectives

## **Advantages for learners:**

- ◆ Show them what is to be covered (concepts to be learned, skills to be mastered)
  - ◆ Present them with challenges ahead and standards to be achieved
  - ◆ Enable them to evaluate themselves (assess own progress against objectives)
  - ◆ Build their self-confidence
  - ◆ Prepare them for final exams
- 
- A decorative graphic of a mountain range in shades of teal, located in the bottom right corner of the slide.

The End

