



Written Reading Presentation

Letters Between Characters

This task will be assessing your ability to:

- Recall the personalities and motivations of important characters in your chosen books.
- Reproduce these personalities in a series of letters.
- Write well, using the conventions of letter-writing.

Choose **two characters** from your chosen text and write two letters between the two.

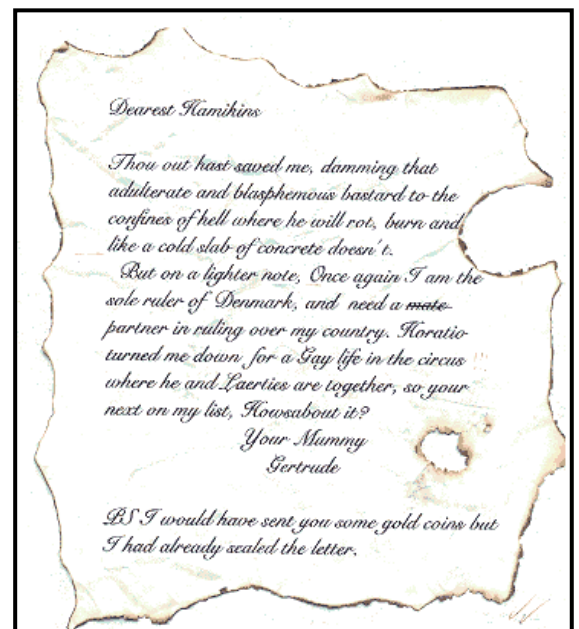
- Make sure that your characters have a reason for writing
 - Is there some sort of conflict between them?
 - Are they friends?
 - Enemies?

Use a reason that is from your text, don't make one up!

- Ensure that the reader can firmly establish the type of character you are pretending to be. Your writing should highlight the character's personality as it is in your text.

From reading your letter, can the reader tell that the character is: nasty, nervous, strong, clumsy?

- Set your letters out using the conventions of letter writing learnt in class.



Assessment Schedule - Letters

Poetic Writing

LEVEL 3

Write on a variety of topics, shaping, editing, and reworking texts in a range of genres, and using vocabulary and conventions, such as spelling and sentence structure, appropriate to the genre.

Key Indicators

- You write your letter on a variety of topics based on your chosen text, shaping, editing, and reworking it, and using vocabulary and conventions, such as spelling and sentence structure appropriate to letters.
- You identify and use the conventions, structures, and language features of letters, and discuss how they relate to your chosen character..
- You discuss and convey meanings in your letter, exploring relevant experiences from your chosen text and other points of view.

LEVEL 4

Write on a variety of topics, shaping, editing, and reworking texts in a range of genres, expressing ideas and experiences imaginatively and using appropriate vocabulary and conventions, such as spelling and sentence structure.

Key Indicators

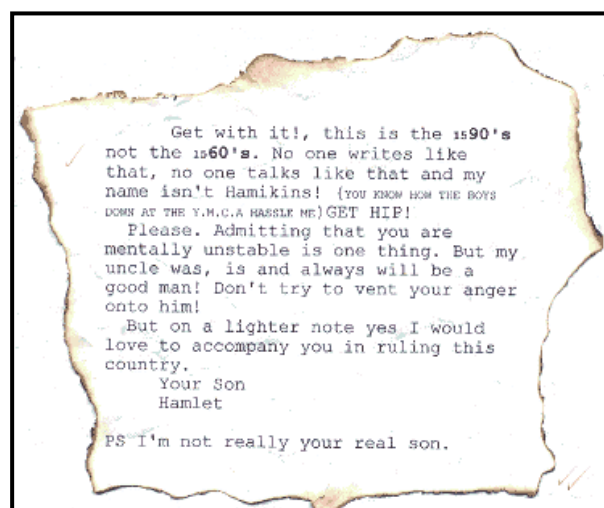
- You write your letter on a variety of topics based on your chosen text, shaping, editing, and reworking it, expressing ideas and experiences imaginatively and using appropriate vocabulary and conventions, such as spelling and sentence structure.
- You identify and use the conventions, structures, and language features of letters, and discuss how they relate to your chosen character.
- You discuss and convey meanings in your letter, exploring relevant experiences from your text and other points of view.

LEVEL 5

Write on a variety of topics, shaping, editing, and reworking texts in an extended range of genres, selecting appropriate language features and using conventions of writing accurately and confidently .

Key Indicators

- You write your letter on a variety of topics based on your chosen text, shaping, editing, and reworking it, selecting appropriate language features and using conventions of letter writing accurately and with discrimination.
- You use appropriate terminology to describe, discuss, analyse, and apply the distinctive conventions, structures, and language features of letters and explain how they suit the character you have chosen in context and purpose.
- You interpret and analyse your chosen text, identifying and discussing its literary qualities, and explore and identify attitudes and beliefs in terms of personal experience and knowledge of other texts in your letter.





Written Reading Presentation

Letters Between Characters Assessment Schedule

Curriculum Strand – Writing
Sub-Strand – Poetic Writing

Excellent = 4 Good=3 Satisfactory=2 Poor=1

CONTENT:


- **Personalities** of two characters captured effectively
- **Material develops** over the course of letters
- **Writing Mechanics** (spelling, punctuation, etc.)

PRESENTATION:

- **Letters presented** with care and originality

OVERALL EFFORT

TOTAL



Did you achieve as well as you could?

Achievement Standard

17 – 20	Excellent
13 – 16	Merit
10 – 12	Achieved

NC Level

