

Orientation E-Content Development

- ❖ *Introduction*
- ❖ *What is e – content?*
- ❖ *Why e – content*
- ❖ *Advantages of e – content*
- ❖ *Limitations and solution while using e – content*
- ❖ *Digital Natives → ?*

❖ *Let us explore*

➤ *eXe/Xerte*



➤ *Concept mapping*

[text 2 mind map](#)

➤ *Advantage and tools*

➤ *Flow Chart*



➤ *DIA*

➤ *Audacity* – 

➤ *Avidemux* – 

➤ *My paint/GIMP*



➤ *Pencil/Tupi* 

➤ *Moodle, XAMPP* -



❖ *Let us explore*

➤ *Web 2.0 Technologies*

Web 2.0

➤ *Forum* - [Introduce Yourself](#)

➤ *Blog* - [WordPress.com](#)

➤ *Wiki* - [wiki educator](#)

➤ *Groups* [face book groups - sample](#)

➤ *Social Benchmarking*

<http://en.wikipedia.org/wiki/Benchmarking>

❖ *Creating Assessment Tools*

✓ *Rubrics and Portfolio*

Rubistar

❖ *Creating Workspace*

✓ *Open Office*



✓ *Use of Web Resources - Search, Evaluate and Share*

❖ *Use of Open Educational Resources*

✓ *OER*

OER

The screenshot shows a web browser window displaying the eXe Learning website. The address bar shows the URL <http://exelearning.org/>. The page features a navigation menu with options like 'Wiki', 'Timeline', 'View Tickets', 'New Ticket', and 'Search'. The main content area is titled 'eXe eXeLearning' and includes a description of the project, its history, and links to documentation and community resources. The Windows taskbar at the bottom shows the time as 17:08 on 25/08/2013.

<http://exelearning.org/>

File Edit View Favourites Tools Help

Google Search Share More

Legal Tamil Movies,TV Ser... List Of Channels Watch L... Vijay Tv Shows Sun Tv Se...

Search

Login Preferences Help/Guide About Trac

Wiki Timeline View Tickets New Ticket Search

wiki:WikiStart

Last modified 6 months ago

eXe eXeLearning

The eXe project developed a freely available Open Source authoring application to assist teachers and academics in the publishing of web content without the need to become proficient in HTML or XML markup. Resources authored in eXe can be exported in IMS Content Package, SCORM 1.2, or IMS Common Cartridge formats or as simple self-contained web pages.

eXe grew out of the [New Zealand Government Tertiary Education Commission's eCollaboration Fund](#) and was led by the [University of Auckland](#), [The Auckland University of Technology](#), and [Tairāwhiti Polytechnic](#). It was later supported by [CORE Education](#), a New Zealand-based not-for-profit educational research and development organisation. It has also been greatly assisted by a global group of participants and contributors.

eXe was named a finalist in the New Zealand round of the [IMS Global Learning Impact Awards 2008](#) and went on to claim a Leadership Award at the international judging. (eXe was rated Best in Show for "Content Authoring" and also one of the top 3 participant rated projects!)

There are now [several projects inspired by eXe](#) around the world.

Introduction to eXe - the eLearning XHTML editor

- Catch a [brief video introduction](#) to what eXe and eXeLearning is all about.
- Watch [screencasts](#) demonstrating some features of eXe so you can be productive immediately.

Documentation and Help

- [Online manual](#)
- [User manual translations](#)
- [Frequently asked questions and other](#) [Frequently asked questions](#)
- [Tips & Tricks](#)

eXe Community

- Support and discussion [forums](#)

Download eXe

Latest Versions

- [Updates](#) - updated builds of the eXe editor with the latest fixes

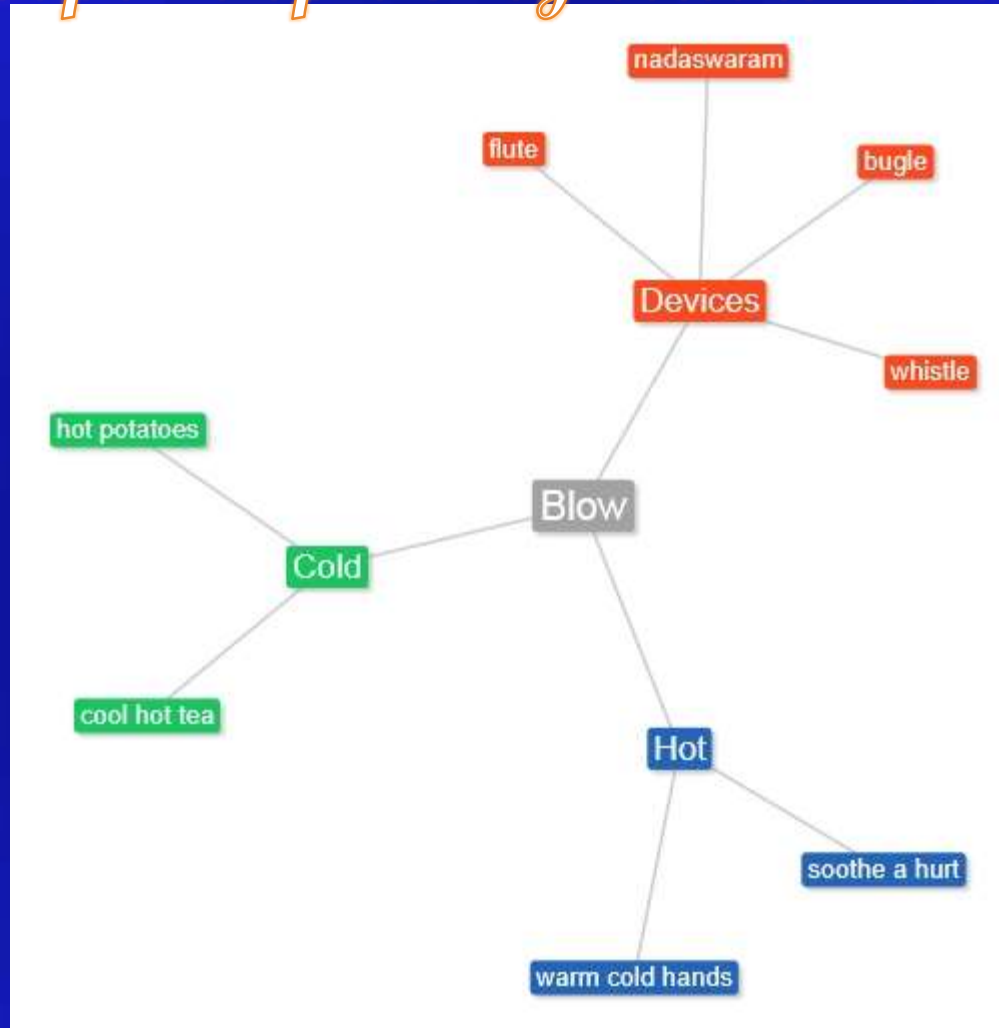
Older Releases

- Windows
 - [Windows \(installer\)](#)
 - [Ready-to-Run](#) (run eXe on Windows from a USB stick or CD-ROM without installing)
- [Mac OS X](#) (Universal binary, 10.3.9 or later)

<http://www.exelearning.org/>

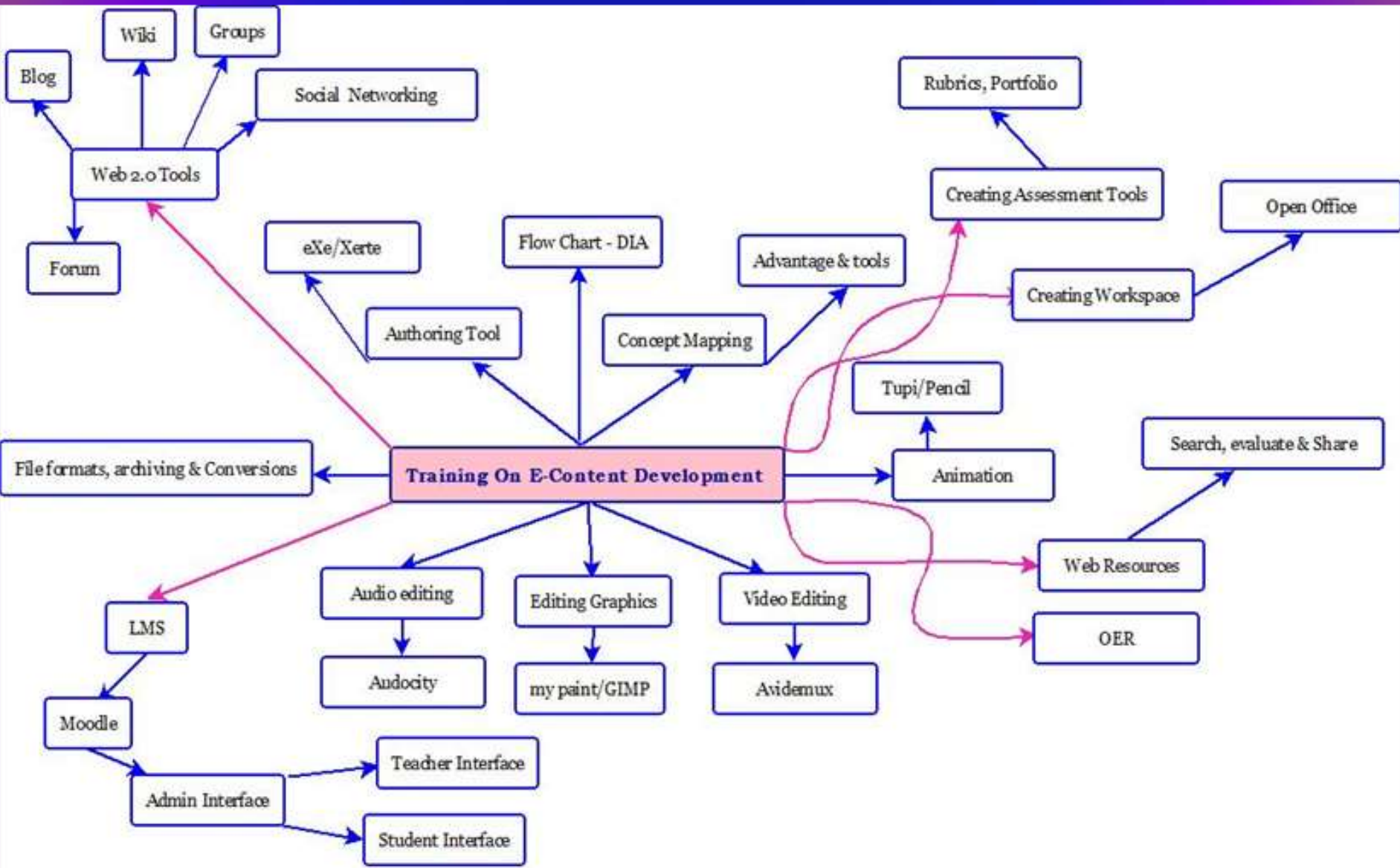


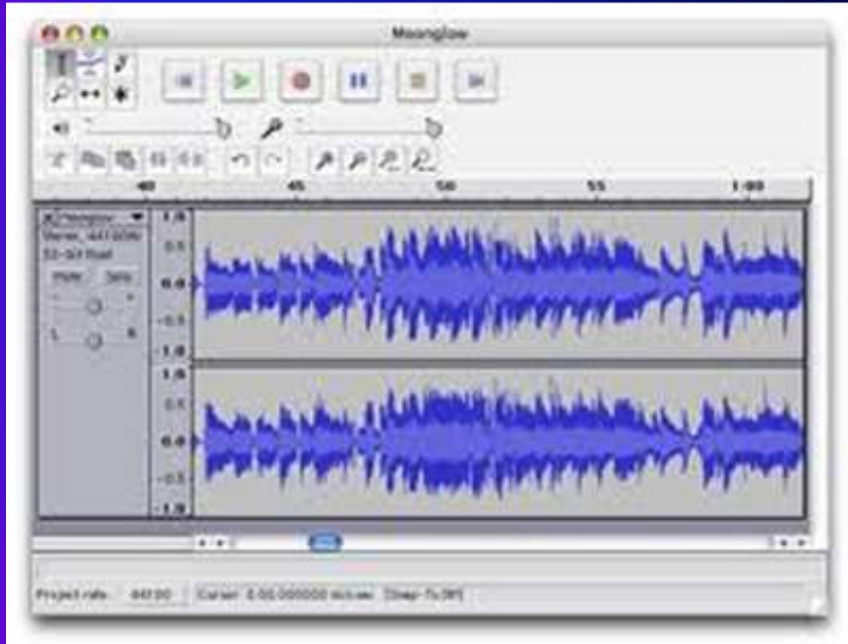
Concept map using text 2 mind map



<http://www.text2mindmap.com/>







<http://audacity.sourceforge.net/>





what is avidemux?

-news
- ...downloads
- ...screenshots
-wiki docs
-forums

Avidemux is a free video editor designed for simple cutting, filtering and encoding tasks. It supports many file types, including AVI, DVD compatible MPEG files, MP4 and ASF, using a variety of codecs. Tasks can be automated using projects, job queue and powerful scripting capabilities.

Avidemux is available for Linux, BSD, Mac OS X and Microsoft Windows under the GNU GPL license. The program was written from scratch by Mean, but code from other people and projects has been used as well. Patches, translations and even bug reports are always welcome.



latest news.....

2013-05-09: 2.6.4 : Now it works

* Switched to mxe-octave for win32 build, that fixes most of the crashes on win32

Read more...

2013-05-01: 2.6.4-rc1

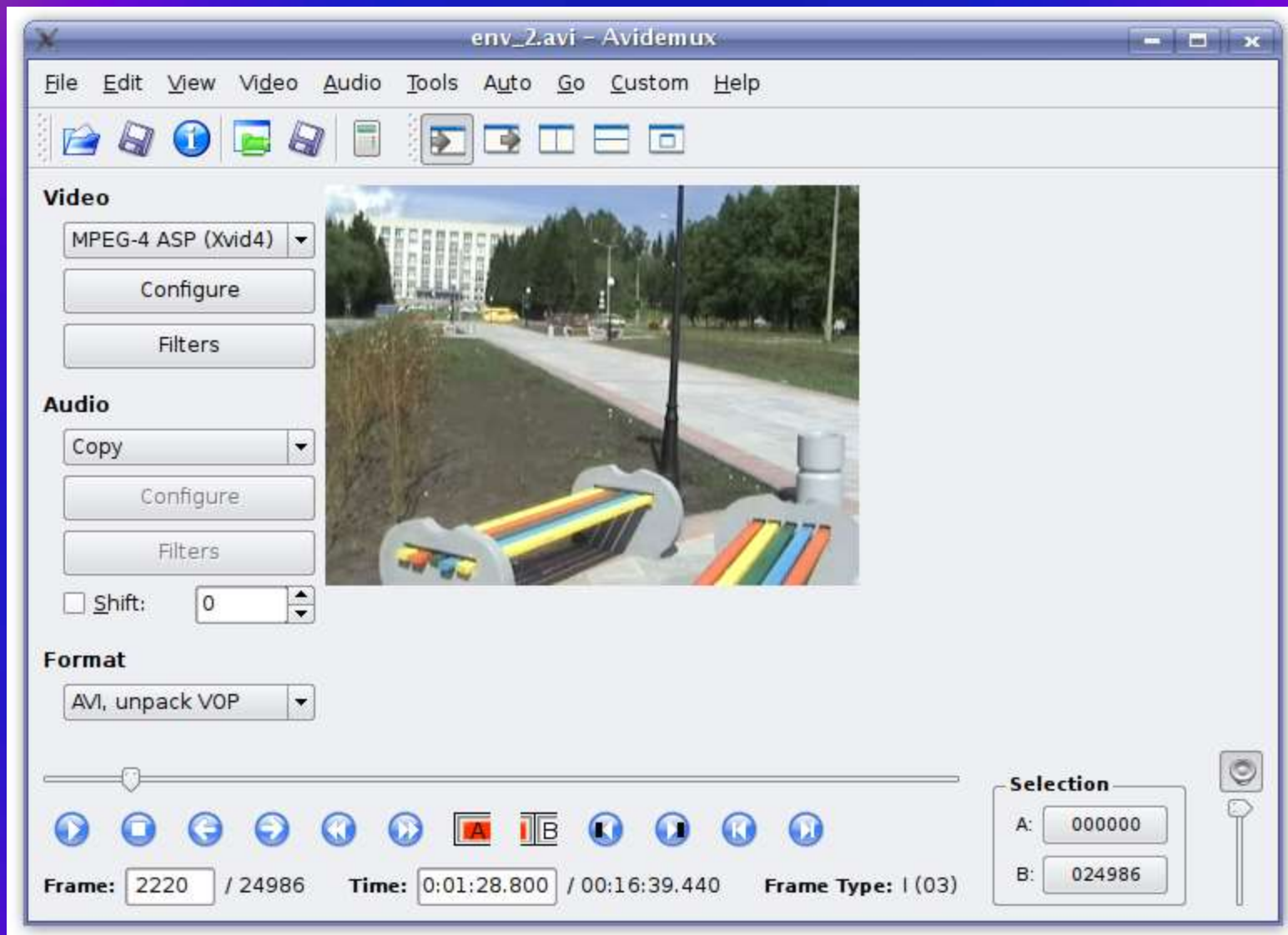
Finding why the windows version was so unstable was a hard journey.

Read more...

© 2001-2009 Mean <fixounet at free dot fr>

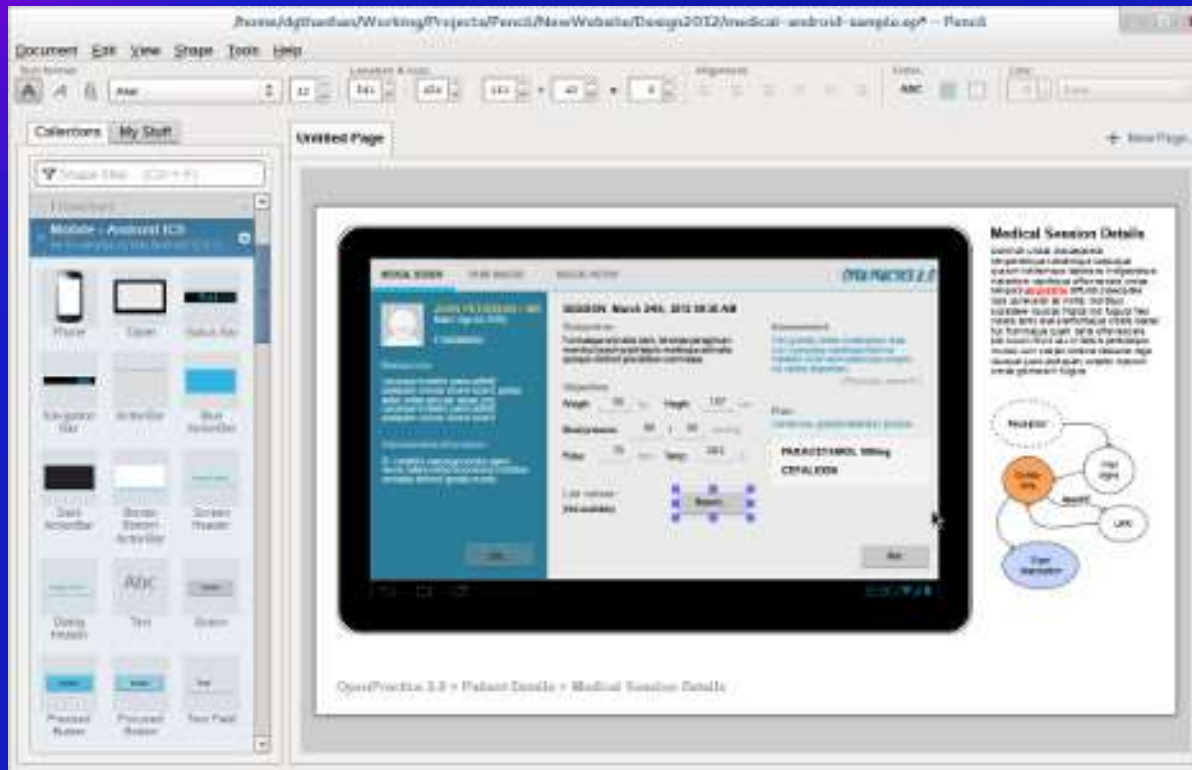
<http://fixounet.free.fr/avidemux/>





<http://fixounet.free.fr/avidemux/>





<http://pencil.evolus.vn/>



The screenshot shows a web browser window displaying the GIMP website. The browser's address bar shows the URL <http://www.gimp.org>. The website header features the GIMP logo and the text "GNU Image Manipulation Program". Below the header is a large banner with the GIMP 2.8 logo and a "Download" button. A sidebar on the right contains navigation links for News, Screenshots, Features, Downloads, Documentation, Get Involved, Plug-in Registry, and GIMP Development. The main content area includes a paragraph about GIMP, a section titled "GIMP 2.8.6 RELEASED" dated 2013-06-21, and another section titled "4 STUDENTS TO WORK ON GIMP DURING GSOC2013 PROGRAM" dated 2013-05-27. The bottom of the browser window shows the Windows taskbar with various application icons and the system clock displaying 16:52 on 25/08/2013.

<http://www.gimp.org/>



https://moodle.org

Moodle Pty Ltd [AU] Moodle.org: open-source c...

File Edit View Favourites Tools Help

Google moodle Search Share More

Sign In

Legal Tamil Movies,TV Ser... List Of Channels: Watch L... Vijay Tv Shows: Sun Tv Se...

You are not logged in. [Login](#)
English (en)

About News Support Community Development Downloads Search moodle.org

Welcome to the Moodle community!

Moodle is a Course Management System (CMS), also known as a Learning Management System (LMS) or a Virtual Learning Environment (VLE). It is a Free web application that educators can use to create effective online learning sites.

Moodle.org is our community site where Moodle is made and discussed. Please use the menus to explore and join in!

About Moodle News Support Community Development Downloads

Navigation

Home

- Courses
- Developer credits
- Plugins

Official Moodle Partner

Ballistic Learning ThemeGurus

- Development
- Theme Design
- Hosting
- Support
- End-to-End

Latest news

21 August, 14:20
Helen Foster
Moodle HQ invites you to a Moodle MOOC

20 August, 16:39
Helen Foster
Happy Birthday Moodle!

5 August, 11:21
Michael de Raadt
Call for MRC2013 Workshop proposals

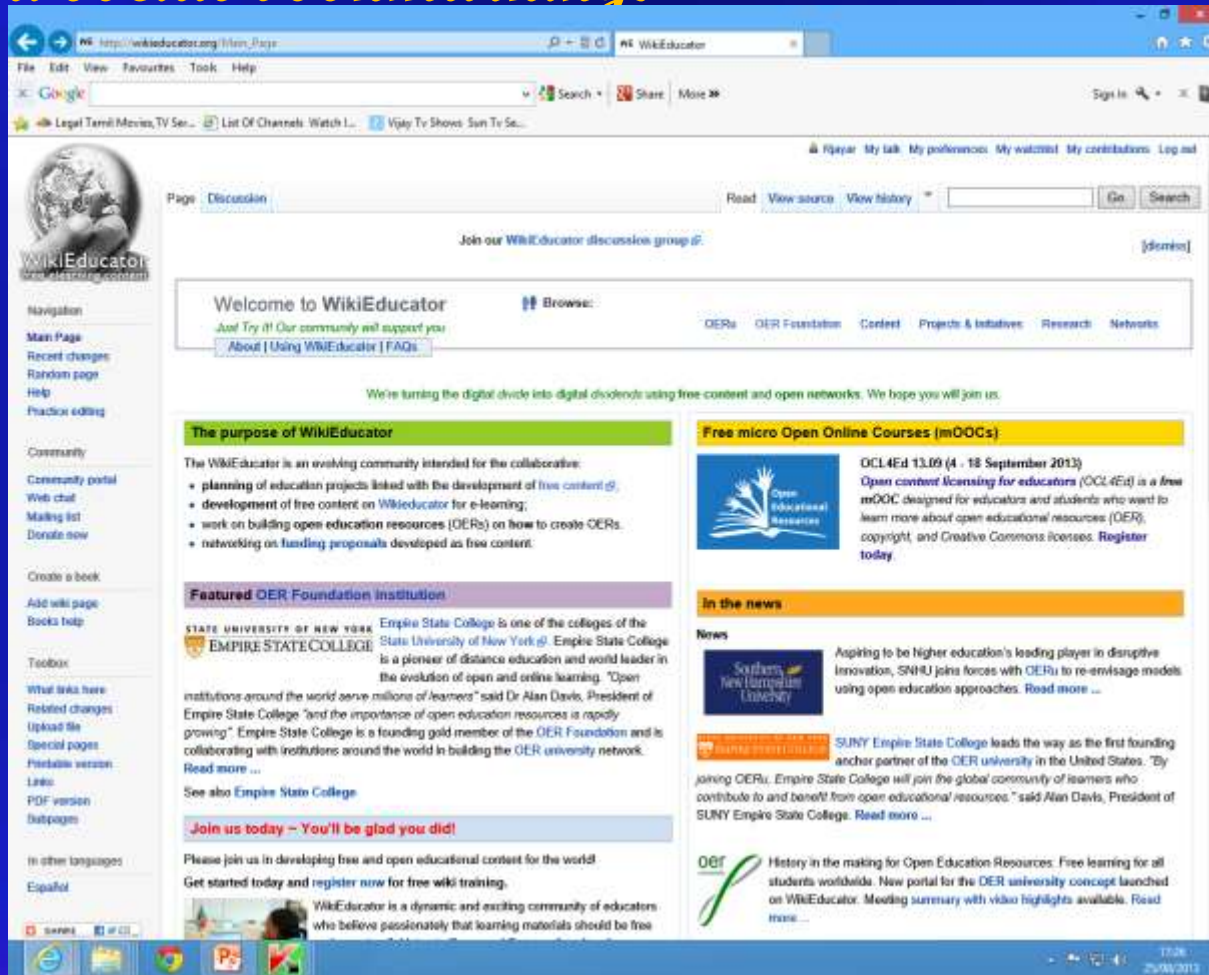
open source initiative CERTIFIED IMS

16:51 25/08/2013

<https://moodle.org/>



❖ *Web 2.0 (or Web 2) is the popular term for advanced Internet technology and applications including blogs, wikis, RSS and social bookmarking.*



<http://whatis.techtarget.com/definition/Web-20-or-Web-2>



Browser address bar: <https://www.facebook.com/groups/489390794482107/>

Page Title: E-C-CONTENT DEVELOPMENT TRAINING PROGRAMME FOR KVS TEACHERS

Group Name: E-C-CONTENT DEVELOPMENT TRAINING PROGRAMME FOR KVS TEACHERS

Profile Picture: Jayalakshmi Ravi

E-content Development Programme For KVS Teachers

51 members (38 new) · Invite by Email

Write something...

Recent Posts

Sahaya Mary
 Blog for Primary teachers of KVs.. an endeavour at its best, have linked/loaded resources for all areas of KV Primary. Helps the large population of Contractual Staff (generally clueless as to what they are supposed to do) in the KVs , thanks to no appointments in KVS the past two academic years.

Do visit www.zietmysorepr.wordpress.com. Beg pardon from all the technocrats in the workshop .. the 'digital natives' whose skills astound and overwhelm me

Like · Comment · Follow Post · about an hour ago near Bangalore, Karnataka

Suryaveer Singh Chauhan likes this.

Imran Ahmed
 Valedictory Function - Principal RJE Mysore - distributing certificates

Suggested Groups

- KVDTA** 158 members
- PGT-Computer Science** 284 members
- KVS PGT Computer Science** 547 members
- K.V.TEACHERS GROUP** Kaldeep Rawat joined
- KV Teachers** 2,338 members

<https://www.facebook.com/bookmarks/groups>



Course: E-Content and E-...
 riemysore.ac.in/ecourses/course/view.php?id=67

E-Content and E-learning Training for KV

You are logged in as... English (en)

Home ▶ My courses ▶ In-Service Courses ▶ Short Training Programmes ▶ ETKV

Navigation

- Home
 - My home
 - Site pages
 - My profile
- Current course
 - ETKV
 - Participants
 - Badges
 - WELCOME
 - PRE-WORKSHOP ACTIVITIES-READING
 - WORKSHOP ACTIVITIES
 - POST WORKSHOP ACTIVITIES
 - List of Free and Open Source Software
 - Topic 5
- My courses

Administration

- Course administration
 - Unenrol me from ETKV
 - Grades
- My profile settings

WELCOME

Dear Participants,

Welcome to this Training Programme on E-learning and E-Content Development for the Master Trainers of Kendriya Vidyalaya. Before proceeding further, kindly edit your profile page (could be done by clicking your name on the right hand corner) so that we know each other better. Do not forget to upload a photo of you. There are many exciting activities as we progress and do not hesitate to ask for help and also please offer to help others.

The objectives this training programme are

1. to create awareness about various open source e-content and e-learning software
2. to train the master trainers on various e-content technologies, tools and e-content development processes
3. to train the master trainers on various e-learning technologies, tools and processes
4. to train the master trainers in providing e-learning using Learner Management System (LMS)

Looking forward for an exciting journey of facilitating learning

- Background of the Training Programme
- News forum
General news and announcements by the coordinator
- Introduce Yourself
- Sharing Expectations
Kindly share your expectations about the training programme in this forum by following the link above. Also please share any significant effort that you have taken in integrating technology in teaching learning process.
- Social forum
An open forum for discussing about anything regarding the training.
- Practice Chat
Please feel free to use this chat room to experience how moodle chat works

PRE-WORKSHOP ACTIVITIES-READING

Dear Participants,

Completion of certain pre-workshop activities will enable you to benefit more from this workshop. These activities involve critical reading of some of the documents provided here, completing the ICT in Education surveys, starting a reflective journal on a blog of your choice etc. Hope you would find these activities useful.

To start with kindly read the following documents

Search forums

Go

Advanced search

Latest news

- 22 Aug, 18:30
Paily Mu
Post Workshop Activities
- 21 Aug, 16:47
Paily Mu
Tutorials/documents/presents
- 20 Aug, 19:33
Paily Mu
Assignments to be completed
- 15 Aug, 21:59
Paily Mu
Self introduction
- Older topics ...

Upcoming events

- Orienting your Colleagues
Tomorrow, 6-10 PM
Go to calendar...
View event...

My courses

- E-Content and E-learning Training for KV
- practice40
- Search Unit on Moodle

Windows taskbar: 19:31 25/08/2013

E-Content and E-learning Training for KV

You are logged in as Jayalakshmi R. (Logout)

English (en) ▼

Home ► My courses ► In-Service Courses ► Short Training Programmes ► ETKV ► WELCOME ► News forum ► Self Introduction

Search forums

Navigation

Home

- My home
- Site pages
- My profile
- Current course

ETKV

- Participants
- Badges

WELCOME

Background of the Training Programme

News forum

Self

Display replies flat, with newest first ▼



Self Introduction

by Paily Mu - Thursday, 15 August 2013, 9:59 PM

Dear Participants,

We have already 20 of you enrolled and some of you have already started with many pre-workshop activities. However some are yet to start.

We have started a new forum "Introduce yourself" and we would appreciate every one introduce yourselves in that forum.

Mr.Raghavendra Rao, one of the facilitators of this programme has started a facebook group for all of us - "e-content development training programme for KVS" and this can be accessed at <https://www.facebook.com/groups/489390794482107/> those who are in FB kindly join this group

With warm regards

M.U.Paily

Introduce Yourself x
riemysore.ac.in/ecourses/mod/forum/view.php?id=412

Re: Introduce Yourself
by Eugin Leen - Thursday, 15 August 2013, 10:35 PM

I'm Eugin Dulles Leen, working in ZIET, Mumbai as PGT (English). ZIET, Mumbai is planning, designing and conducting training programmes for teachers of Kendriya Vidyalaya Sangathan. I am one of the teacher trainers of this institute.

Educational Qualification: MA, MEd, M Phil(Edn),
Certificate in Computation (IGNOU).
Experience as a PGT: 20 years
ICT Experience: Master Trainer of INTEL Teach to the Future Programme.
Integrating ICT in Teaching English for more than 10 years.
My focus: Introduce **ICT for reducing the burden of teachers and fire the imagination of students.**
Speak Tamil, Malayalam, English and Hindi.

Show parent | Reply

Re: Introduce Yourself
by Jayalakshmi R - Thursday, 15 August 2013, 11:33 PM

I'm R.Jayalakshmi, working in ZIET, Mumbai as Headmistress.
ZIET, Mumbai is identified as National Level Training Institute.
We identify the need, plan, design, prepare modules and train all categories of teachers of KV's.
I am one of the teacher trainers of this institute.
Educational Qualification: BSc., B Ed., MCA
Experience as a PRT: 23 years as HM: 3 years
ICT Experience: Master Trainer of INTEL Teach to the Future Programme. & Edutech
Designed and conducted workshop for Principals of Bangalore Region in Excel and Access under the leadership of Shri. Ramachandran, then Principal, KV 1 Jalahalli.
Integrating ICT in Teaching of all subjects since 1998
Prepared PowerPoint presentation package for Class I Mathematics
Prepared automated program in excel for generating achievement record for classes I - V
My focus: Integrate ICT, CAL, TAL, effectively and with a purpose in teaching - learning process.
Speak : Tamil, Hindi, Gujarati, Telugu & English

Show parent | Reply

Re: Introduce Yourself
by meena haidakan - Thursday, 15 August 2013, 11:47 PM

Dear Eugin,





<http://wordpress.com/>



Browser: http://rubistar.4teachers.org/ RubiStar Home

Search: rubistar

Navigation: Free Templates, Party Invitations, Calendar, Printable Cards, Photo Editing, MyScrapNook, CLICK HERE

Powered by 4Teachers.org 4Teacher Tools

RubiStar en Español

Home | Find Rubric | Create Rubric | Login | Sign Up | Tutorial

RUBISTAR
Create Rubrics for your Project-Based Learning Activities

RubiStar is a free tool to help teachers create quality rubrics.
More | What a Rubric is | Tutorial

Welcome | Featured Projects

Welcome to RubiStar!
Want to make exemplary rubrics in a short amount of time? Try RubiStar out! Registered users can save and edit rubrics online. You can access them from home, school, or on the road. Registration and use of this tool is free, so click the Register link in the login area to the right to get started now.
Register
Quick Tour

Create a Rubric
Choose a Topic below to create a new rubric based on a template:

Oral Projects, Multimedia, Math, Writing, Products, Reading, Art, Work Skills, Science, Music

Log In Register

First Initial: Last Name: Modifier:
Zip Code: Password: Login

Go To a Saved Rubric
View, Edit, or Analyze a Rubric
Please enter your Saved Rubric ID below:
View Edit Analyze

Search for a Rubric
Choose your Search Type below:

Search Rubric Titles
 Search Author Name
 Search Author Email Address

Keywords: (up to 3)
Search Type: Match ALL of your words
Search

4teachers QuizStar | TrackStar | NoteStar | Profler Pro | More Tools
Copyright © 2009-2008, ALTEC at University of Kansas

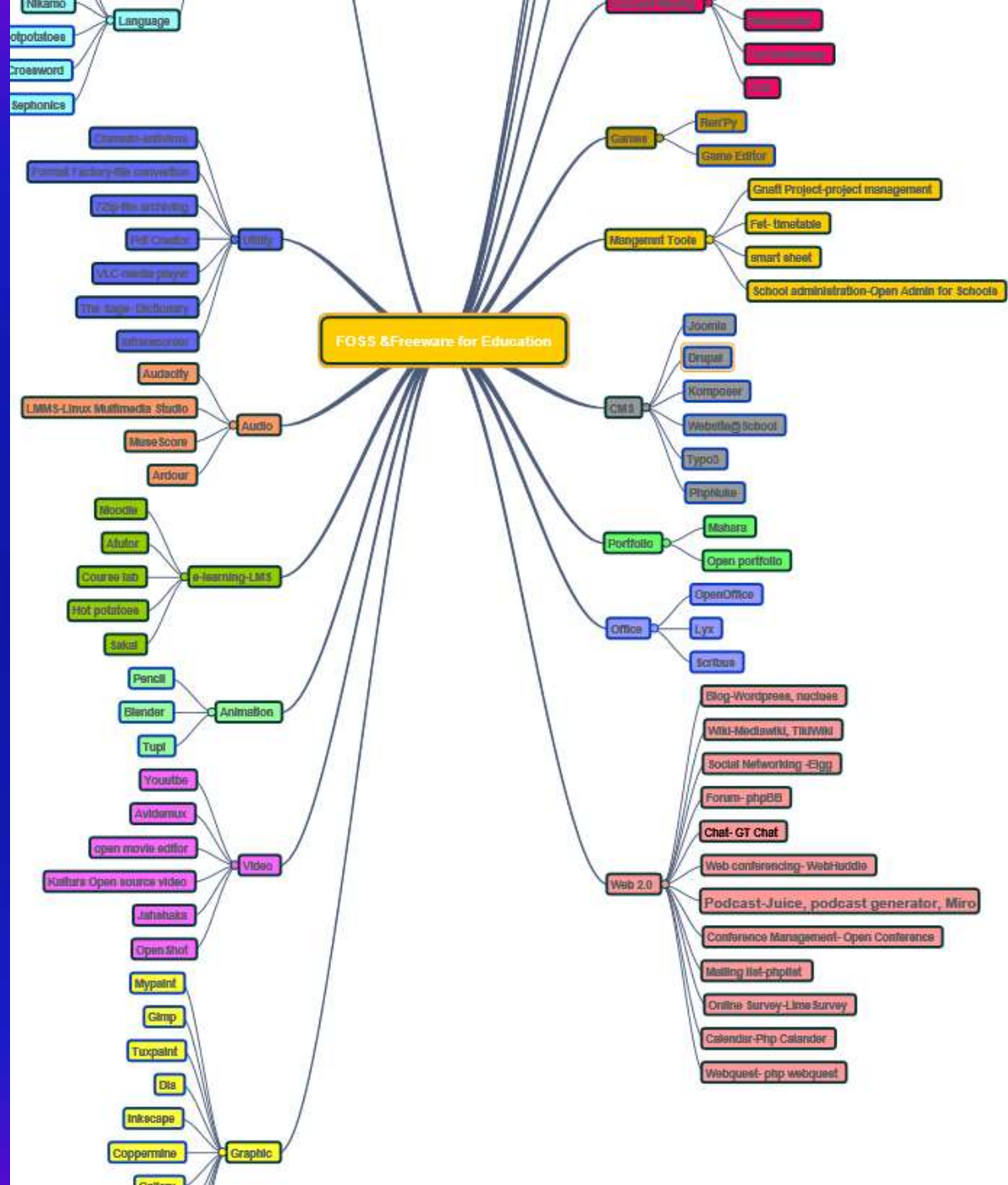
RubiStar en Español | Contact Us | Terms of Use

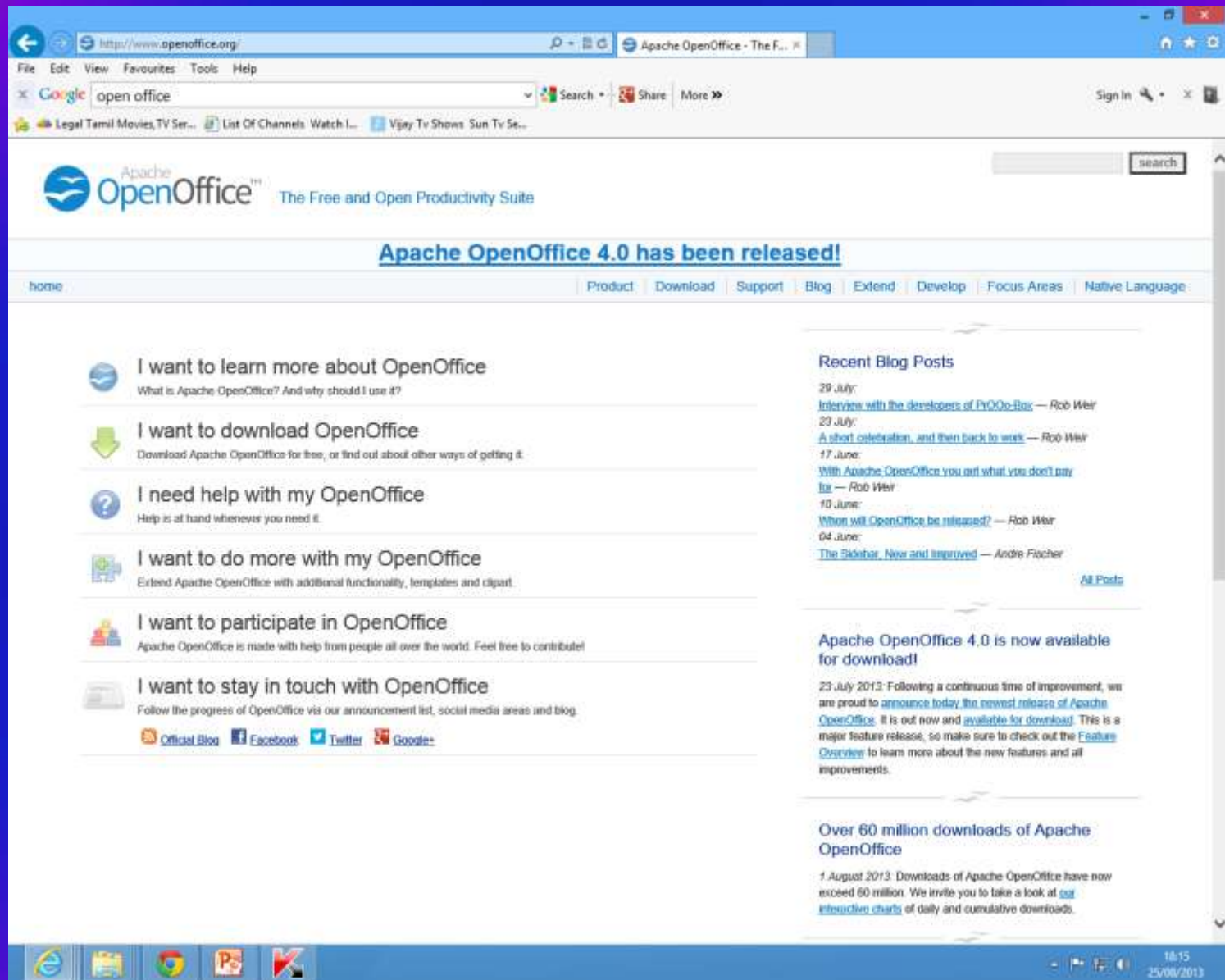
YEP ME PREMIUM QUALITY SHOES SALE ₹899 ₹599 SHOP NOW Get Extra 20% Off On Online Payment

18:07 25/08/2013

<http://rubistar.4teachers.org/>







<http://www.openoffice.org/>



- ❖ *Instructional System Design Models.*
 - ❖ *Need Assessment/Analysis.*
 - ❖ *Stating the Objectives.*
 - ❖ *Identification of Resources.*
 - ❖ *Selection of Learning Activities, methods, Strategies.*
 - ❖ *Courseware Outline.*
 - ❖ *Courseware Interface and Interactivity.*
 - ❖ *Story-board*

❖ *Instructional System Design*

❖ *Instructional Design is the systematic development of instructional specifications using learning and instructional theory to ensure the quality of instruction.*

❖ *ADDIE Model*

ANALISYS

NEEDS
ANALISYS

TARGET AUDIENCE
ANALISYS

TASK AND TOPIC
ANALISYS

DESIGN

LEARNING OBJECTIVES

SEQUENCING

INSTRUCTIONAL STRATEGY

DELIVERY STRATEGY

EVALUATION STRATEGY

DEVELOPMENT

CONTENT
DEVELOPMENT

STORYBOARD
DEVELOPMENT

COURSEWARE
DEVELOPMENT

IMPLEMENTATION

INSTALLATION
AND DISTRIBUTION

MANAGING
LEARNER'S ACTIVITIES

EVALUATION

REACTIONS

LEARNINGS

BEHAVIOUR

RESULTS

❖ *Systems Approach Model*

❖ *Another well-known instructional design model is The Dick and Carey Systems Approach Model. The components of the Systems Approach Model, also known as the Dick and Carey Model, are as follows.*

❖ *• Identify Instructional Goal(s)*

❖ *• Conduct Instructional Analysis*

❖ *• Analyze Learners and Contexts*

Instructional Design-reference



**Microsoft Word
Document**

Constructivism

- ❖ *Constructivism is a learning theory based on scientific observations and research and explains how people learn. They construct their own knowledge of the world around them through reflection of their experiences.*



**Microsoft Word
Document**

Reference material - writeup on
'Constructivism' by Mrs.Manjula
Rana, VP KV IIT, Mumbai

Thank You !

**Hope to see all of
you in e-content &
e-learning forum.**